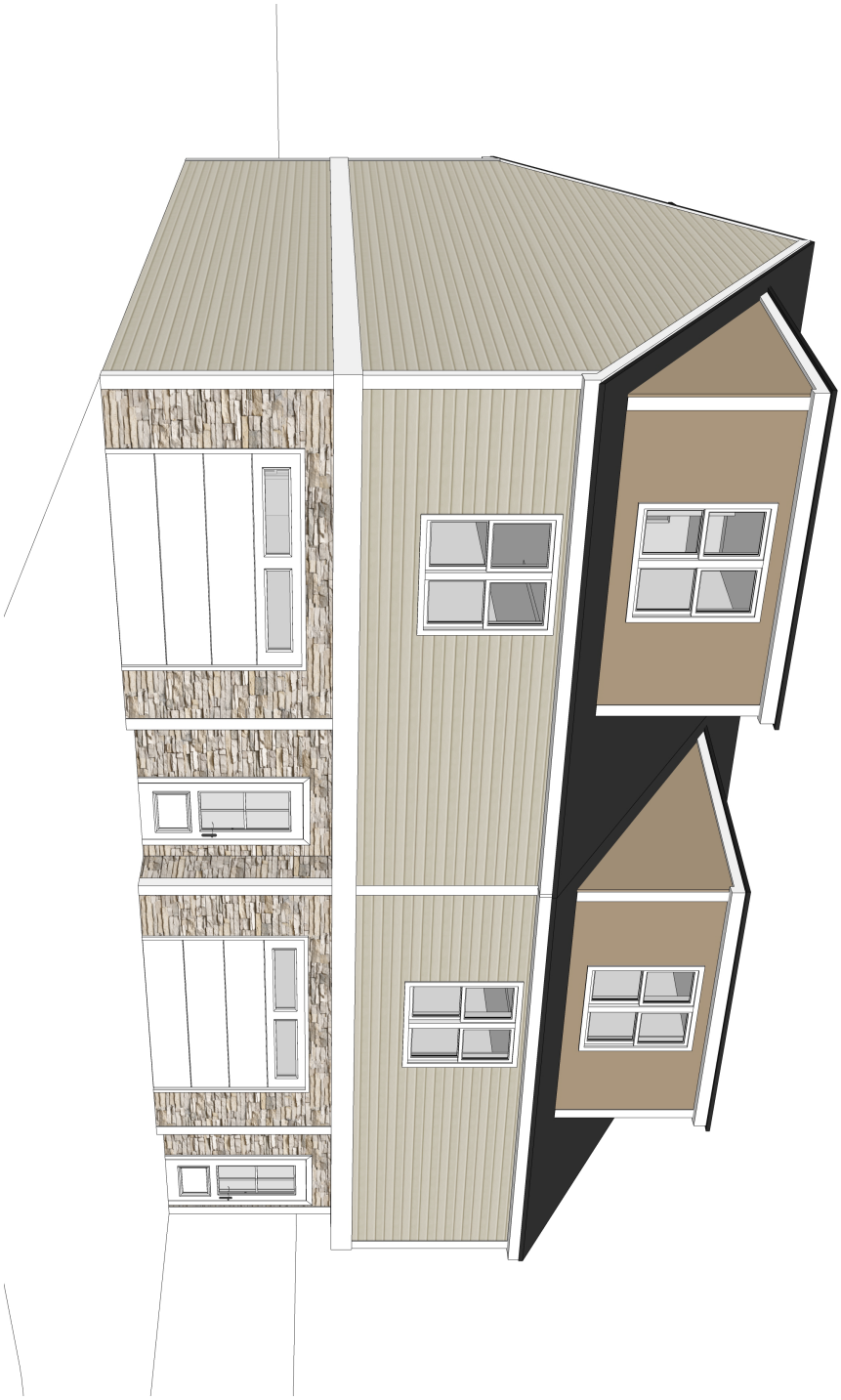

MF ENGINNERING & DESIGN INC.
142 FISHER STREET
WESTBOROUGH, MA 01581
EMAIL: CARLOS.FERREIRA@MF-ENG.COM
PHONE: (508) 331-7261

88 DYER ST
ROCKLAND, MA

COVER PAGE
DUPLEX TYPE A

DATE: 02 NOV 2021

SCALE: AS INDICATED

DRAWN BY:

SHEET NUMBER

1

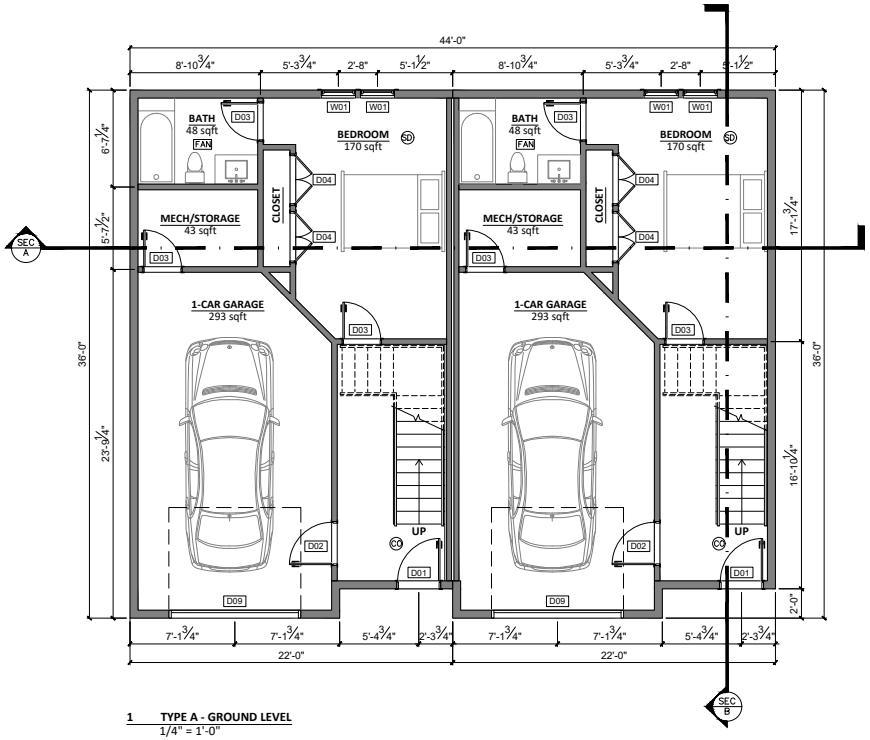

1 TYPE A - GROUND LEVEL
1/4" = 1'-0"

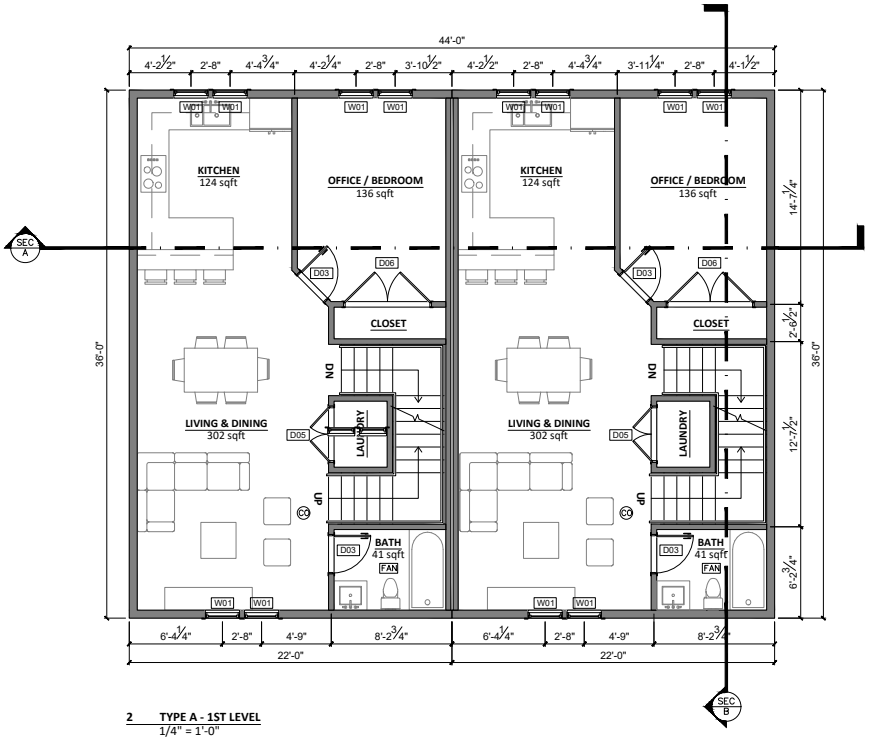

2 TYPE A - 1ST LEVEL
1/4" = 1'-0"

SHEET NUMBER
2

DATE: 02 NOV 2021
SCALE: AS INDICATED
DRAWN BY:

DUPLEX TYPE A
1ST & 2ND FLOOR

88 DYER ST
ROCKLAND, MA

MF ENGINNERING & DESIGN INC.
142 FISHER STREET
WESTBOROUGH, MA 01581
PAUL CAPOLUPO, STRUCTURAL ENGINEER
EMAIL: PCAPOLUPO@MF-ENG.COM
PHONE: (508) 331-7201

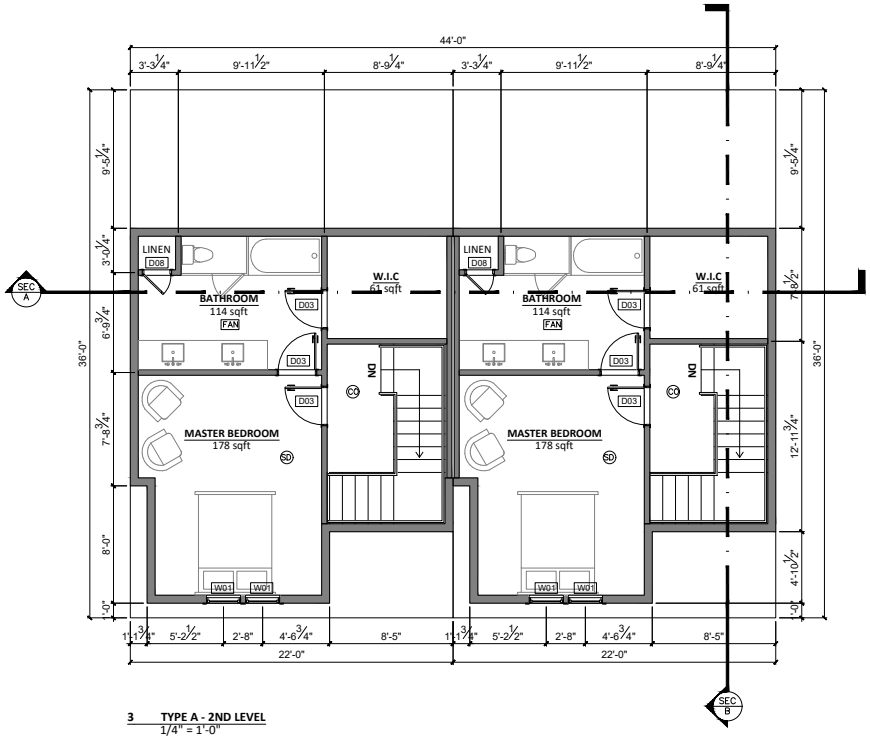

3 TYPE A - 2ND LEVEL
1/4" = 1'-0"

4 TYPE A - FRONT ELEVATION
1/4" = 1'-0"

5 TYPE A - REAR ELEVATION
1/4" = 1'-0"

SHEET NUMBER
3

DATE: 02 NOV 2021
SCALE: AS INDICATED
DRAWN BY:

DUPLEX TYPE A
3RD FLOOR &
ELEVATIONS

88 DYER ST
ROCKLAND, MA

MF ENGINNERING & DESIGN INC.
142 FISHER STREET
WESTBOROUGH, MA 01581
PAUL CARLOS MESTERA
EMAIL: PMESTERA@MF-ENG.COM
PHONE: (508) 331-7201

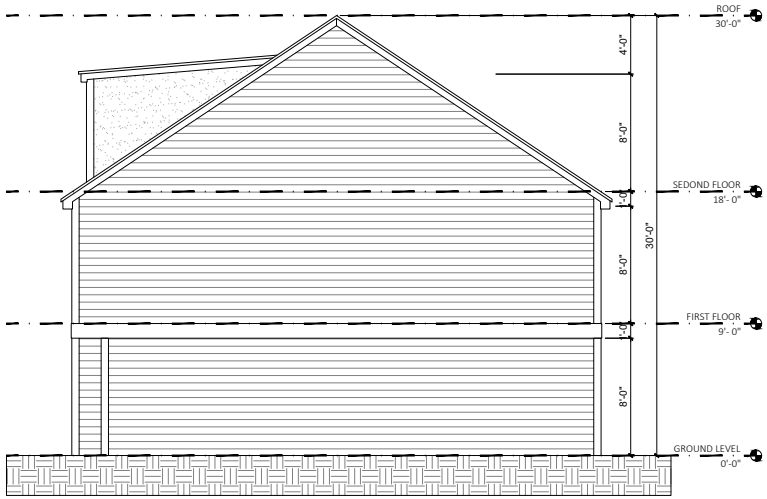

6 TYPE A - RIGHT SIDE ELEVATION
1/4" = 1'-0"

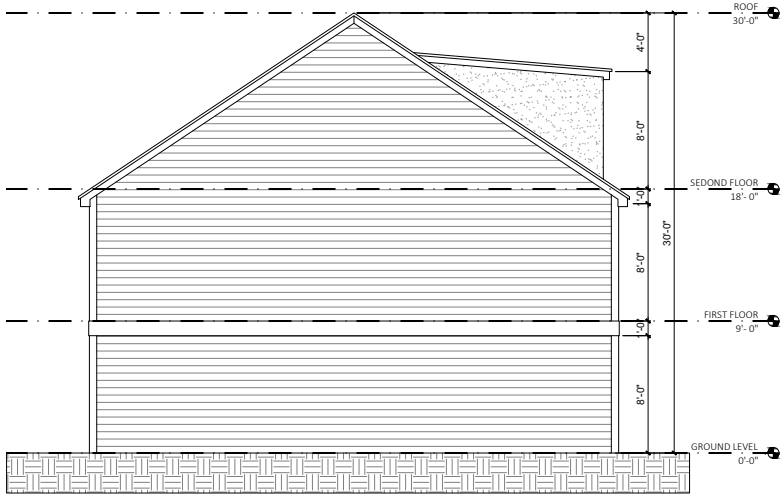

7 TYPE A - LEFT SIDE ELEVATION
1/4" = 1'-0"

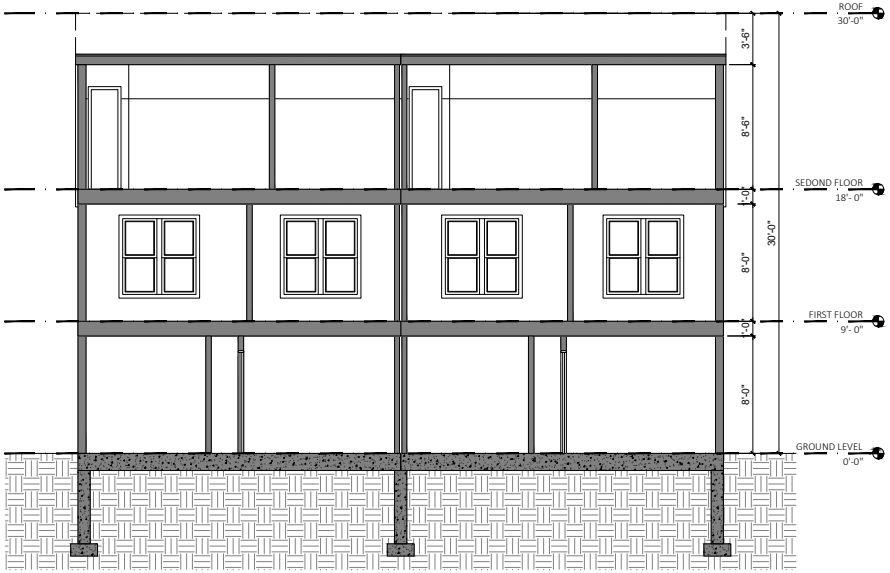

8 TYPE A - SECTION A
1/4" = 1'-0"

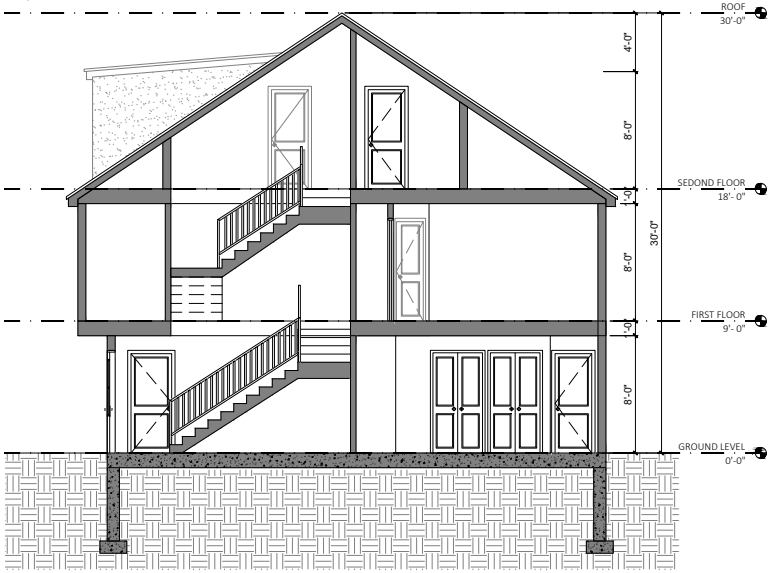

9 TYPE A - SECTION B
1/4" = 1'-0"

SHEET NUMBER
4

DATE: 02 NOV 2021
SCALE: AS INDICATED
DRAWN BY:

DUPLEX TYPE A ELEVATIONS & SECTIONS

88 DYER ST ROCKLAND, MA

MF ENGINNERING & DESIGN INC.
142 FISHER STREET
WESTBOROUGH, MA 01581
MA LICENSE: 37001 STRUCTURAL
EMAIL: MFENGINEERS@MF-ENG.COM
PHONE: (508) 331-7201

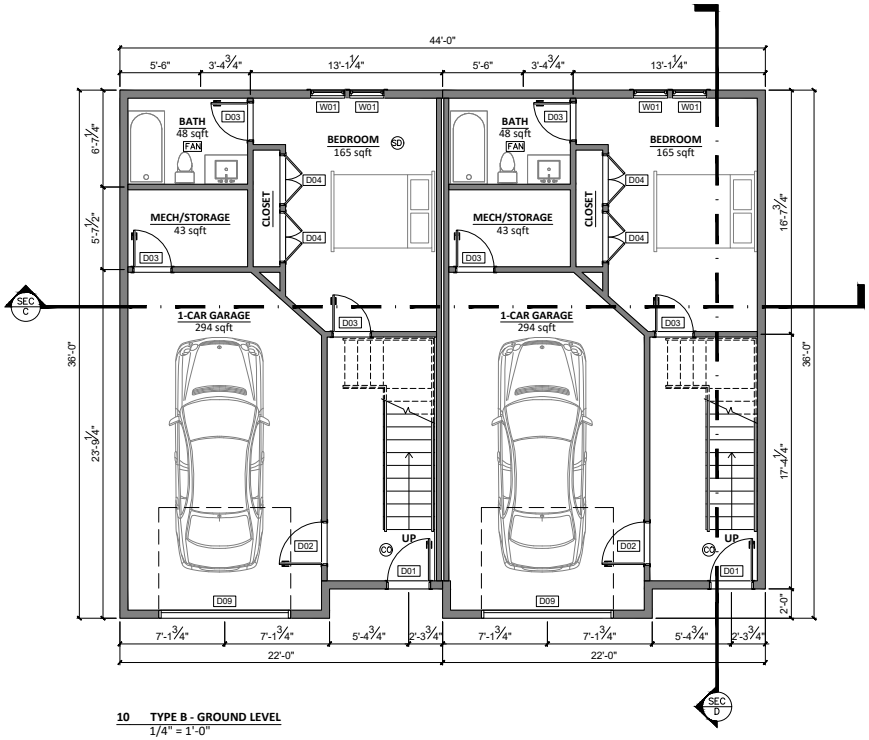

10 TYPE B - GROUND LEVEL
1/4" = 1'-0"

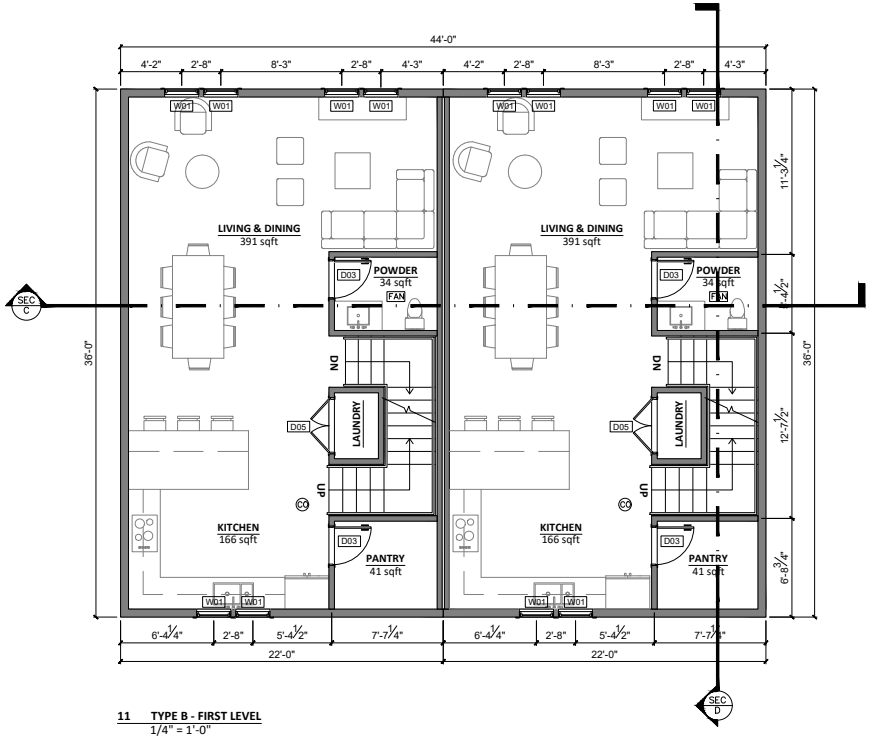

11 TYPE B - FIRST LEVEL
1/4" = 1'-0"

SHEET NUMBER
5

DATE: 02 NOV 2021
SCALE: AS INDICATED
DRAWN BY:

DUPLEX TYPE B
1ST & 2ND FLOOR

88 DYER ST
ROCKLAND, MA

MF ENGINNERING & DESIGN INC.
142 FISHER STREET
WESTBOROUGH, MA 01581
ATTN: CARLOS SIFERRA
EMAIL: CARLOS@MF-ENG.COM
PHONE: (508) 331-7201

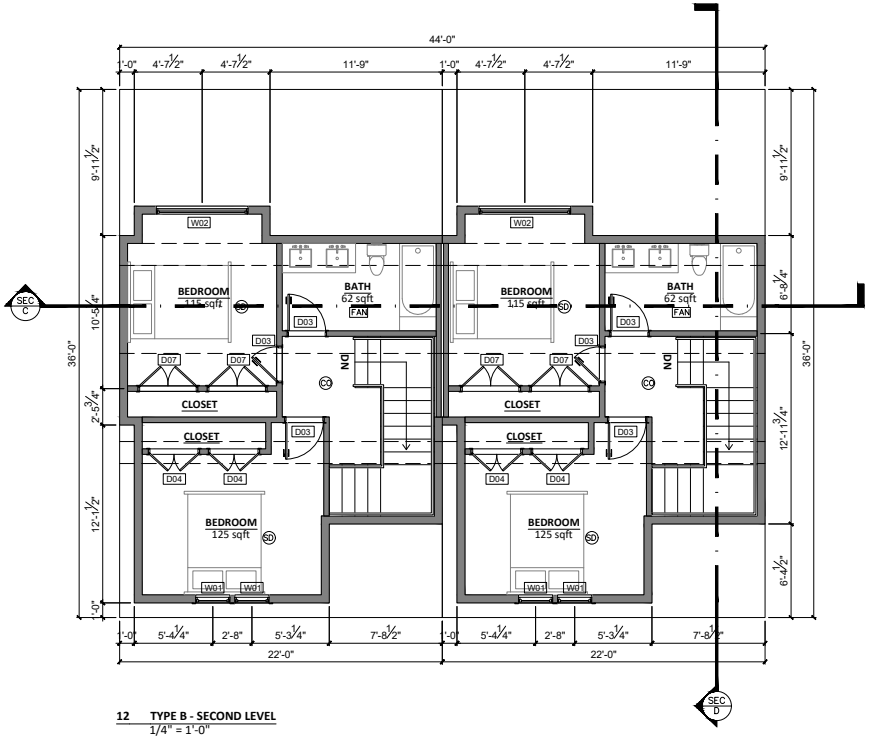

12 TYPE B - SECOND LEVEL
1/4" = 1'-0"

13 TYPE B - FRONT ELEVATION
1/4" = 1'-0"

14 TYPE B - REAR ELEVATION
1/4" = 1'-0"

SHEET NUMBER
6

DATE: 02 NOV 2021
SCALE: AS INDICATED
DRAWN BY:

DUPLEX TYPE B
3RD FLOOR &
ELEVATIONS

88 DYER ST
ROCKLAND, MA

MF ENGINNERING & DESIGN INC.
142 FISHER STREET
WESTBOROUGH, MA 01581
PAUL CARLOS STEFFERA
EMAIL: PCS@MF-ENG.COM
PHONE: (508) 331-7201

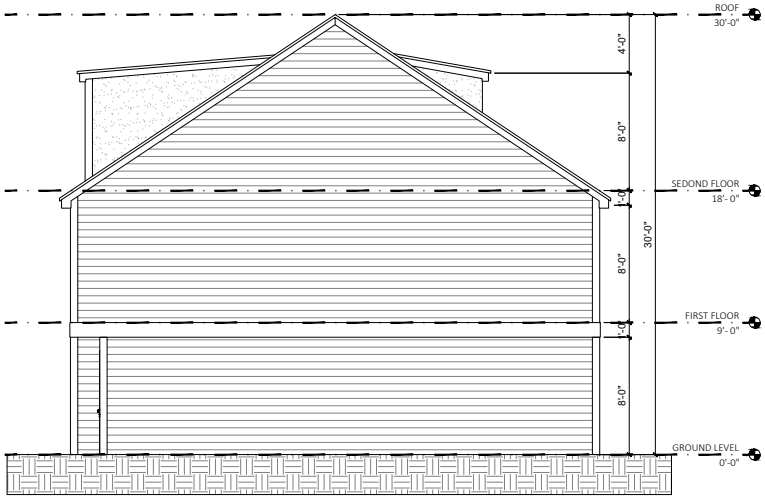

15 TYPE B - RIGHT SIDE ELEVATION
1/4" = 1'-0"

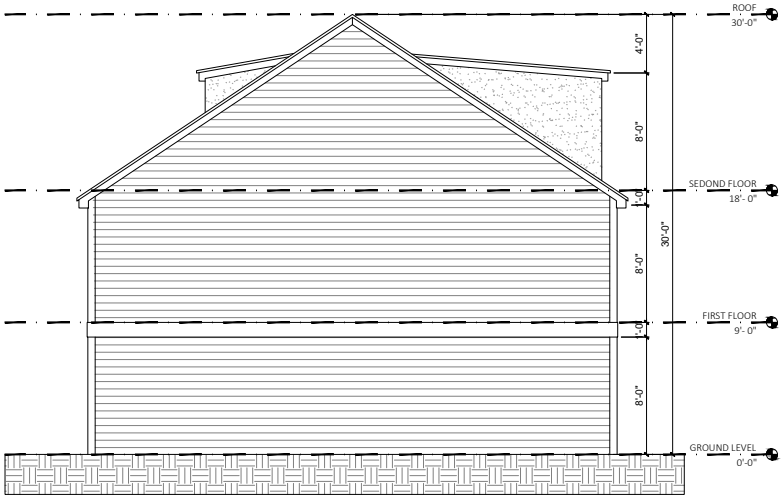

16 TYPE B - LEFT SIDE ELEVATION
1/4" = 1'-0"

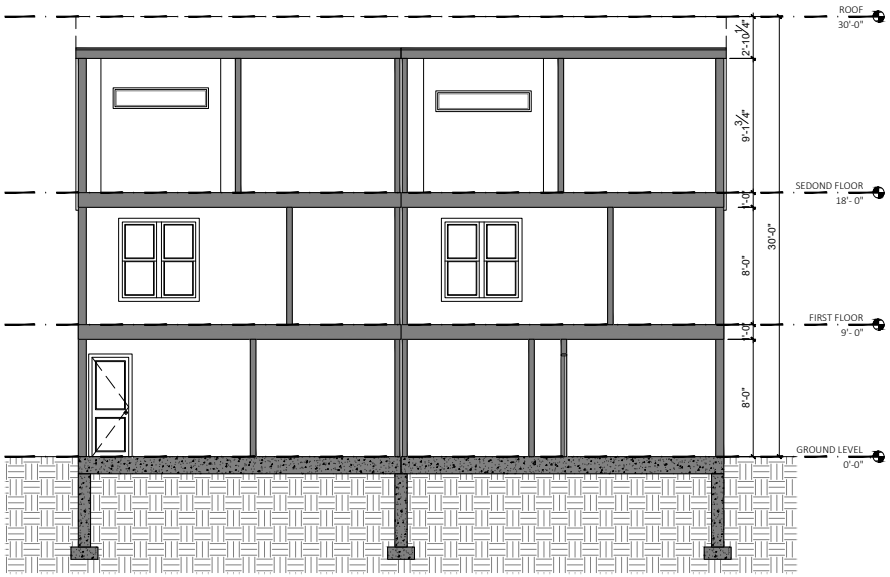

17 TYPE B - SECTION C
1/4" = 1'-0"

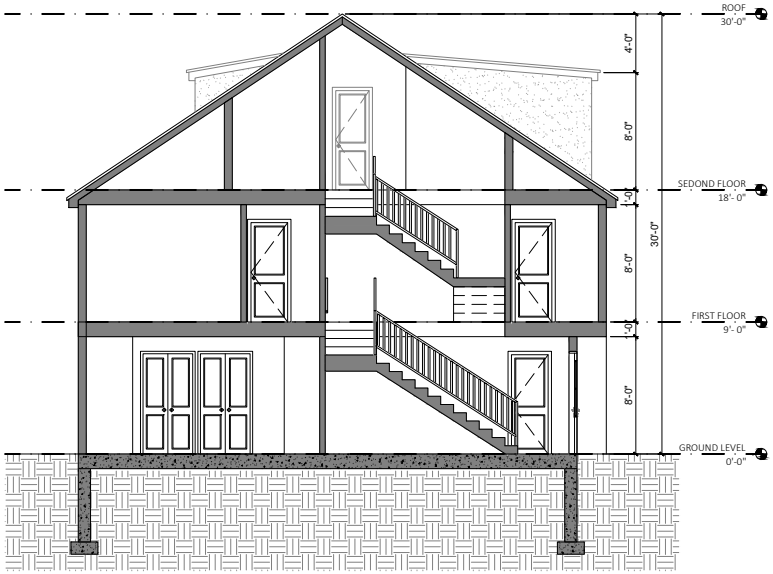

18 TYPE B - SECTION D
1/4" = 1'-0"

SHEET NUMBER **7**

DATE: 02 NOV 2021

SCALE: AS INDICATED

DRAWN BY:

DUPLEX TYPE B ELEVATIONS & SECTIONS

88 DYER ST ROCKLAND, MA

MF ENGINNERING & DESIGN INC.
142 FISHER STREET
WESTBOROUGH, MA 01581
PAUL CARDOSO, PRESIDENT
EMAIL: CARDOSO@MF-ENG.COM
PHONE: (508) 331-7201

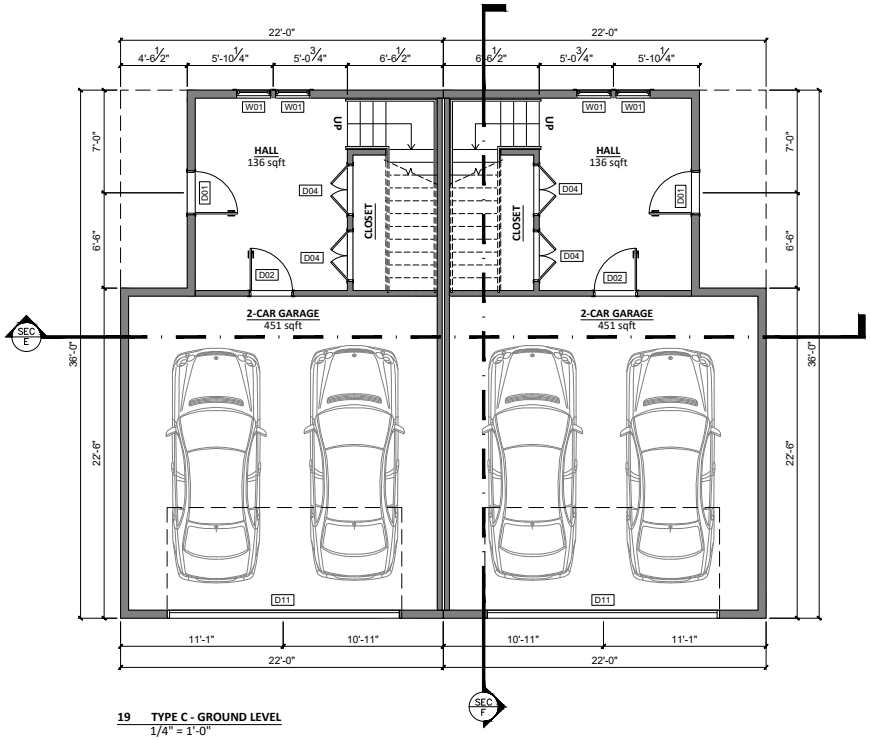

19 TYPE C - GROUND LEVEL
1/4" = 1'-0"

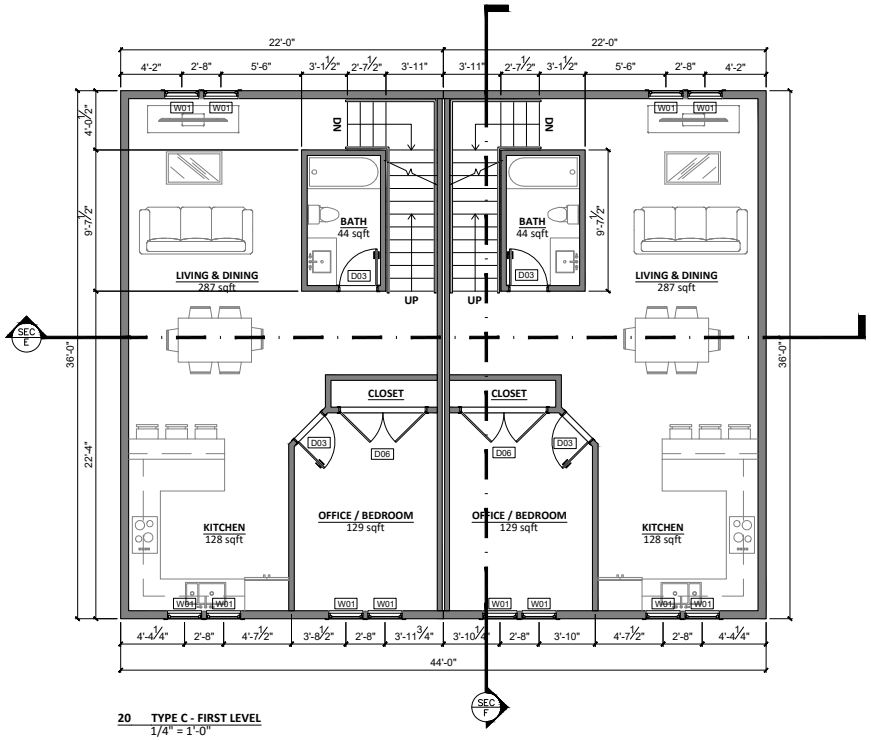

20 TYPE C - FIRST LEVEL
1/4" = 1'-0"

SHEET NUMBER
8

DATE: 02 NOV 2021
SCALE: AS INDICATED
DRAWN BY:

DUPLEX TYPE C
1ST & 2ND FLOOR

88 DYER ST
ROCKLAND, MA

MF ENGINNERING & DESIGN INC.
142 FISHER STREET
WESTBOROUGH, MA 01581
EMAIL: CAROLS@STREETDA@MF-ENG.COM
PHONE: (508) 331-7201

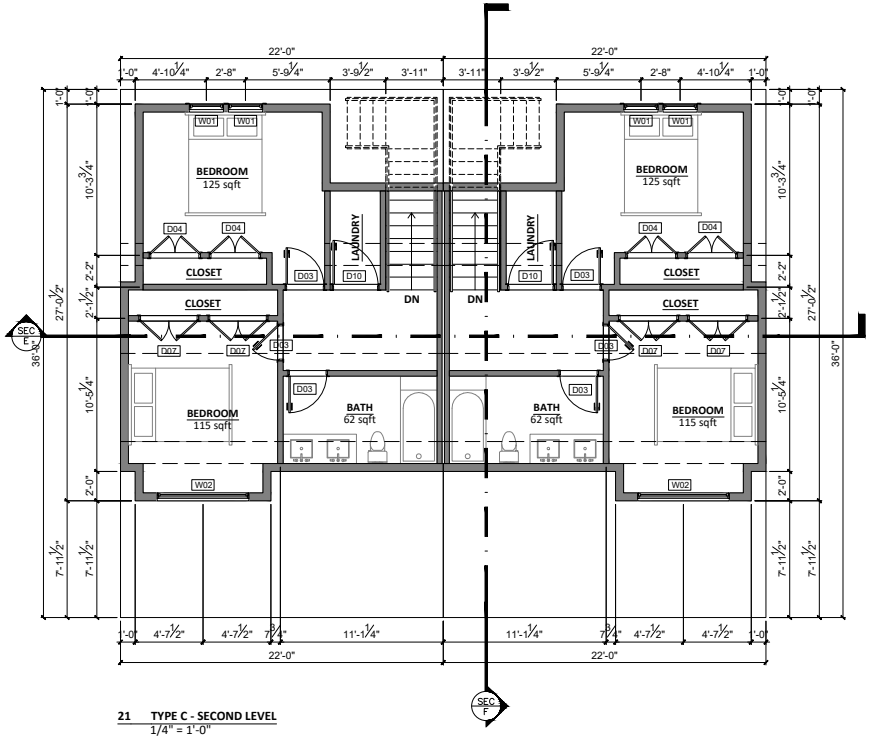

21 TYPE C - SECOND LEVEL
1/4" = 1'-0"

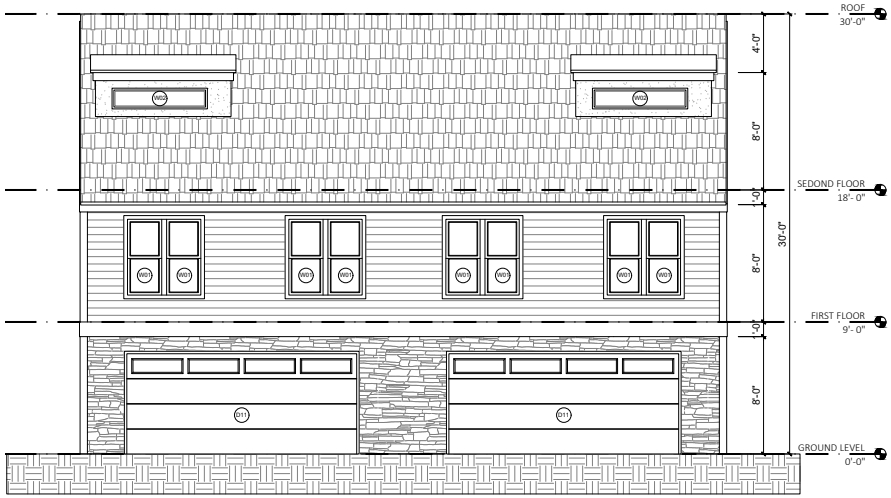

22 TYPE C - FRONT ELEVATION
1/4" = 1'-0"

23 TYPE C - REAR LEVATION
1/4" = 1'-0"

SHEET NUMBER
9

DATE: 02 NOV 2021

SCALE: AS INDICATED

DRAWN BY:

DUPLEX TYPE C 3RD FLOOR & ELEVATIONS

88 DYER ST ROCKLAND, MA

MF ENGINNERING & DESIGN INC.
142 FISHER STREET
WESTBOROUGH, MA 01581
EMAIL: CARLOS@MFEDPRO@MF-ENG.COM
PHONE: (508) 331-7201

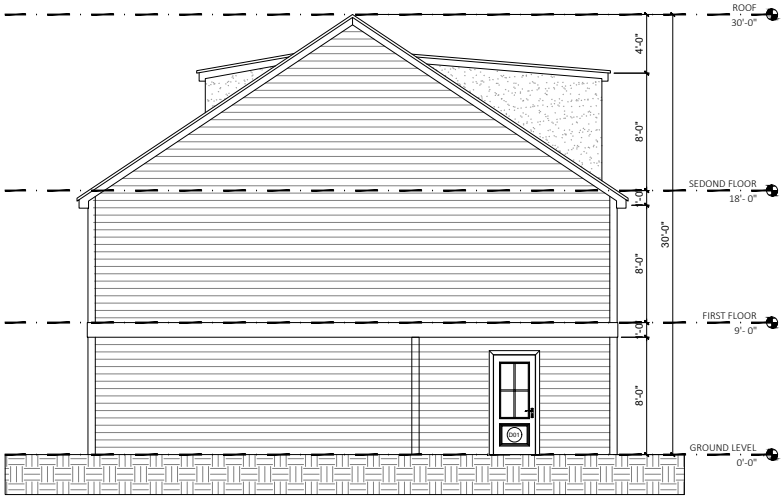

24 TYPE C - RIGHT SIDE ELEVATION
1/4" = 1'-0"

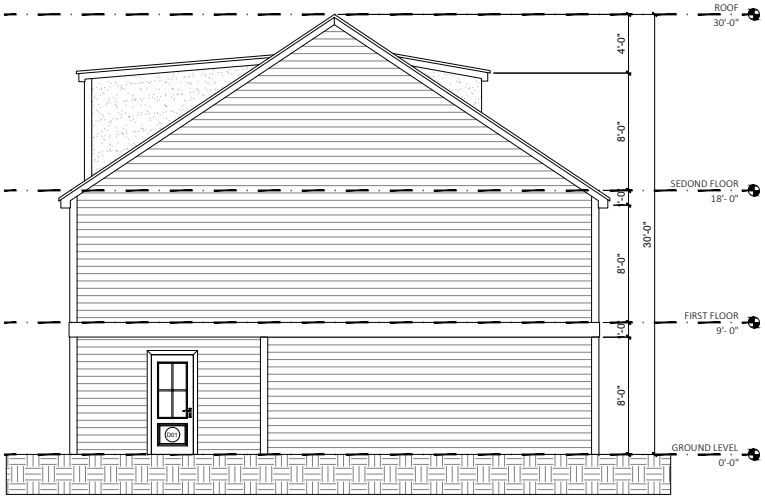

25 TYPE C - LEFT SIDE ELEVATION
1/4" = 1'-0"

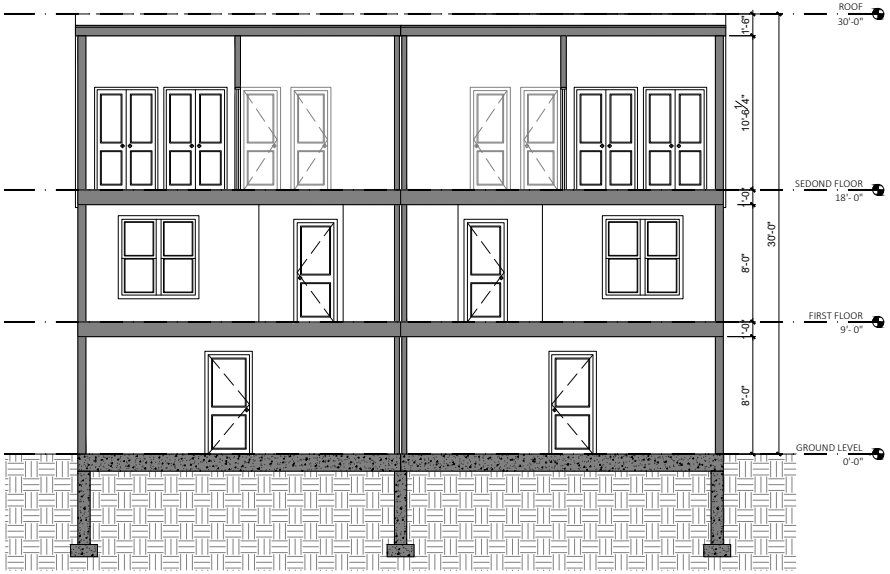

26 TYPE C - SECTION E
1/4" = 1'-0"

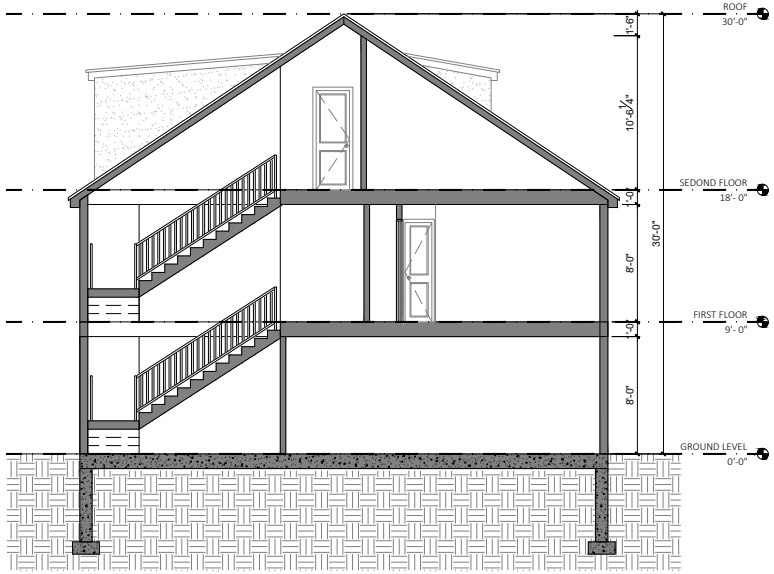

27 TYPE C - SECTION F
1/4" = 1'-0"

SHEET NUMBER
10

DATE: 02 NOV 2021
SCALE: AS INDICATED
DRAWN BY:

DUPLEX TYPE C
ELEVATIONS &
SECTIONS

88 DYER ST
ROCKLAND, MA

MF ENGINNERING & DESIGN INC.
142 FISHER STREET
WESTBOROUGH, MA 01581
EMAIL: CARLOS.FERREIRA@MF-ENG.COM
PHONE: (508) 331-7201

WINDOW SCHEDULE - TYPE A					
TAG	UNITS **	SIZE (L x H)	SILL HEIGHT	TYPE	PROVIDER
W01	10	2'-4" x 5'-2"	1'-10"	Double hung	UNITED Window & Door

NOTE #1: Verify all sizes and rough openings prior to ordering windows.
**** Number of windows per type of unit.**

WINDOW SCHEDULE - TYPE B					
TAG	UNITS **	SIZE (L x H)	SILL HEIGHT	TYPE	PROVIDER
W01	10	2'-4" x 5'-2"	1'-10"	Double hung	UNITED Window & Door
W02	1	1'-2" x 6'-3"	5'-4"	Hopper	UNITED Window & door

NOTE #1: Verify all sizes and rough openings prior to ordering windows.
**** Number of windows per type of unit.**

WINDOW SCHEDULE - TYPE C					
TAG	UNITS **	SIZE (L x H)	SILL HEIGHT	TYPE	PROVIDER
W01	10	2'-4" x 5'-2"	1'-10"	Double hung	UNITED Window & Door
W02	1	1'-2" x 6'-3"	5'-4"	Hopper	UNITED Window & door

NOTE #1: Verify all sizes and rough openings prior to ordering windows.
**** Number of windows per type of unit.**

DOOR SCHEDULE - TYPE A					
TAG	UNITS **	SIZE (L x H)	TYPE	Description	PROVIDER
D01	1	3'-0" x 6'-8"	Entrance	Entrance door	Therma-Tru Doors
D02	1	2'-9" x 7'-0"	Interior	Panel door	Jeld-Wen
D03	8	2'-6" x 7'-0"	Interior	Panel door	Jeld-Wen
D04	2	3'-3" x 7'-0"	Interior	Double panel door	Jeld-Wen
D05	1	3'-7" x 7'-0"	Interior	Double panel door	Jeld-Wen
D06	1	6'-0" x 7'-0"	Interior	Double panel door	Jeld-Wen
D08	1	2'-0" x 7'-0"	Interior	Panel door	Jeld-Wen
D09	1	9'-0" x 7'-0"	Exterior	Garage door	Mortland Door Systems

NOTE: Verify all sizes and rough openings prior to ordering doors.
**** Number of windows per type of unit.**

DOOR SCHEDULE - TYPE B					
TAG	UNITS **	SIZE (L x H)	TYPE	Description	PROVIDER
D01	1	3'-0" x 6'-8"	Entrance	Entrance door	Therma-Tru Doors
D02	1	2'-9" x 7'-0"	Interior	Panel door	Jeld-Wen
D03	8	2'-6" x 7'-0"	Interior	Panel door	Jeld-Wen
D04	4	3'-3" x 7'-0"	Interior	Double panel door	Jeld-Wen
D05	1	3'-7" x 7'-0"	Interior	Double panel door	Jeld-Wen
D07	2	3'-10" x 7'-0"	Interior	Double panel door	Jeld-Wen
D09	1	9'-0" x 7'-0"	Exterior	Garage door	Mortland Door Systems

NOTE: Verify all sizes and rough openings prior to ordering doors.
**** Number of windows per type of unit.**

DOOR SCHEDULE - TYPE C					
TAG	UNITS **	SIZE (L x H)	TYPE	Description	PROVIDER
D01	1	3'-0" x 6'-8"	Entrance	Entrance door	Therma-Tru Doors
D02	1	2'-9" x 7'-0"	Interior	Panel door	Jeld-Wen
D03	8	2'-6" x 7'-0"	Interior	Panel door	Jeld-Wen
D04	4	3'-3" x 7'-0"	Interior	Double panel door	Jeld-Wen
D06	1	5'-9" x 7'-0"	Interior	Double panel door	Jeld-Wen
D07	2	3'-10" x 7'-0"	Interior	Double panel door	Jeld-Wen
D10	1	3'-0" x 7'-0"	Interior	Panel door	Jeld-Wen
D11	1	16'-0" x 7'-0"	Exterior	Garage door	Mortland Door Systems

NOTE: Verify all sizes and rough openings prior to ordering doors.
**** Number of windows per type of unit.**

LEGEND:

- SD Smoke detector
- CO Carbon monoxide detector
- FAN Fan to be vented diretcly outside

GENERAL NOTES

1. All exterior walls are 6 $\frac{3}{4}$"
2. All interior walls are 4 $\frac{5}{8}$"
3. Foundation walls are 10"
4. Dimensions to the outside (perimeter) walls are to face of studs or exterior face of the foundation wall

SHEET NUMBER 11

DATE: 02 NOV 2021

SCALE: AS INDICATED

DRAWN BY:

NOTES & SCHEDULES

MF ENGINNERING & DESIGN INC.
142 FISHER STREET
WESTBOROUGH, MA 01581
E-MAIL: PAUL@MFENGDESIGN@MF-ENG.COM
PHONE: (508) 331-7201