MF ENGINNERING & DESIGN INC.
142 FISHER STREET
WESTBOROUGH, MA 01581
EMAIL: CARLOS.FERREIRA@MF-ENG.COM
PHONE: (508) 331-7261

88 DYER ST
ROCKLAND, MA

DUPLEX TYPE A
COVER PAGE

DATE: 10 MAR 2021
SCALE: AS INDICATED
DRAWN BY:

SHEET NUMBER
1

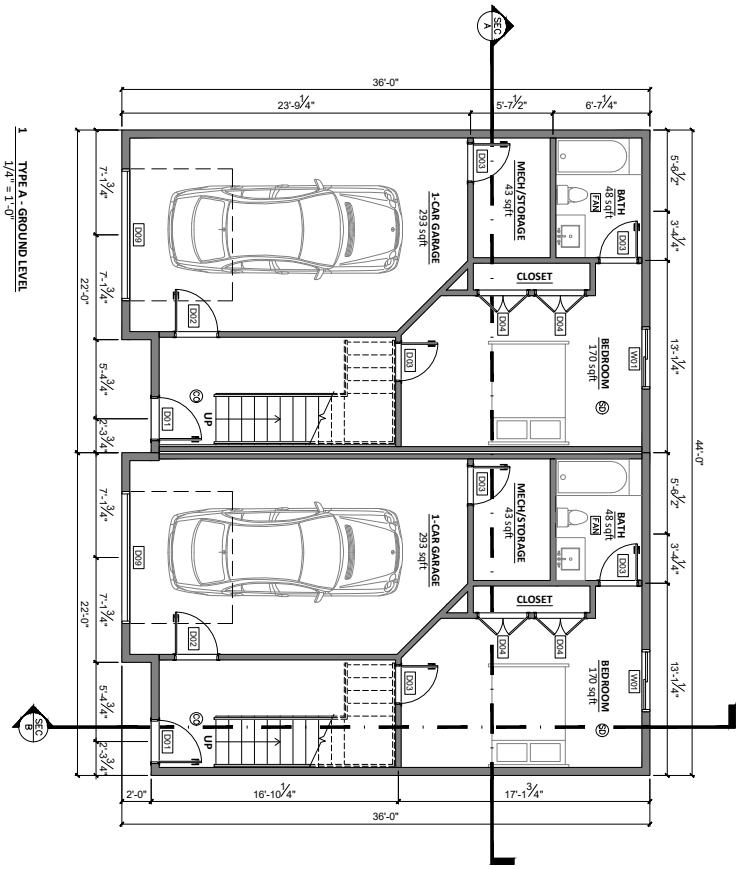

1 TYPE A - GROUND LEVEL
1/4" = 1'-0"

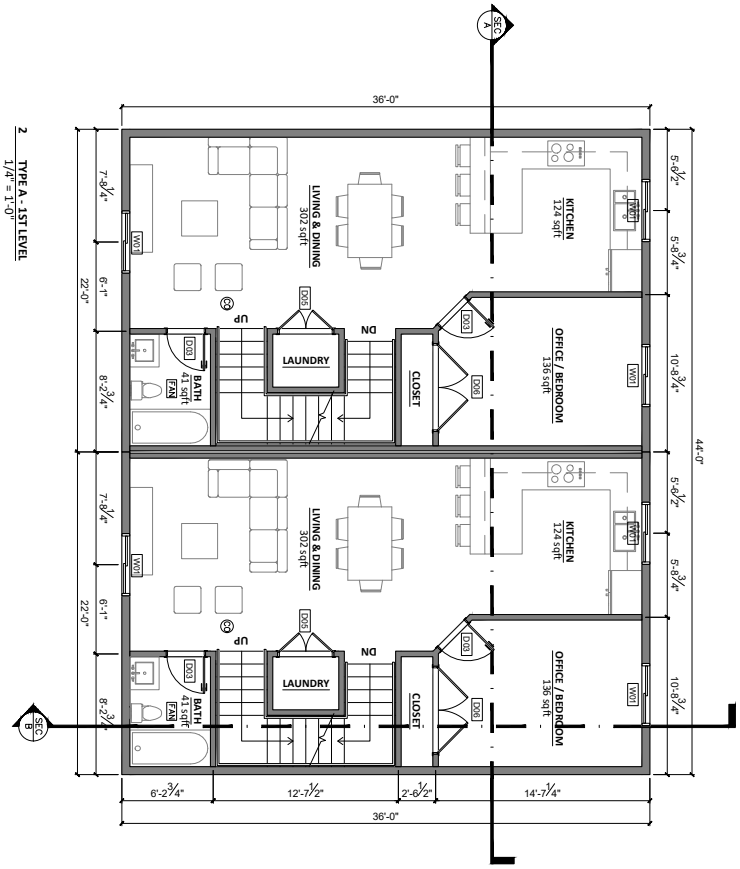

2 TYPE A - 1ST LEVEL
1/4" = 1'-0"

MF ENGINNERING & DESIGN INC.
142 FISHER STREET
WESTBOROUGH, MA 01581
EMAIL: CARLOS.FERREIRA@MF-ENG.COM
PHONE: (508) 331-7261

88 DYER ST
ROCKLAND, MA

DUPLEX TYPE A
1ST & 2ND FLOOR

DATE: 10 MAR 2021
SCALE: AS INDICATED
DRAWN BY:

SHEET NUMBER
2

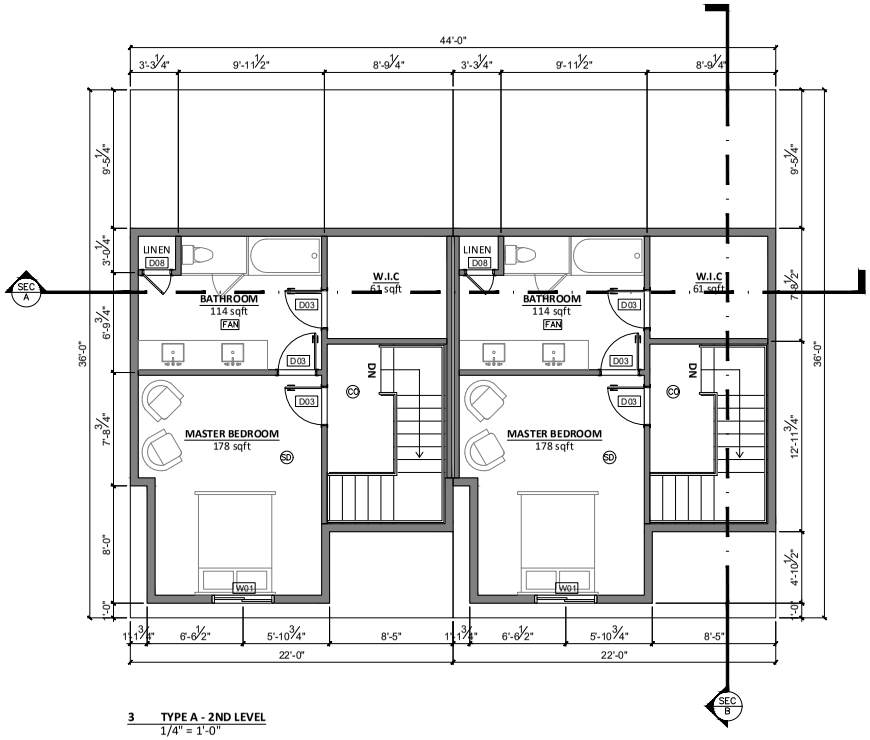

3 TYPE A - 2ND LEVEL
1/4" = 1'-0"

4 TYPE A - FRONT ELEVATION
1/4" = 1'-0"

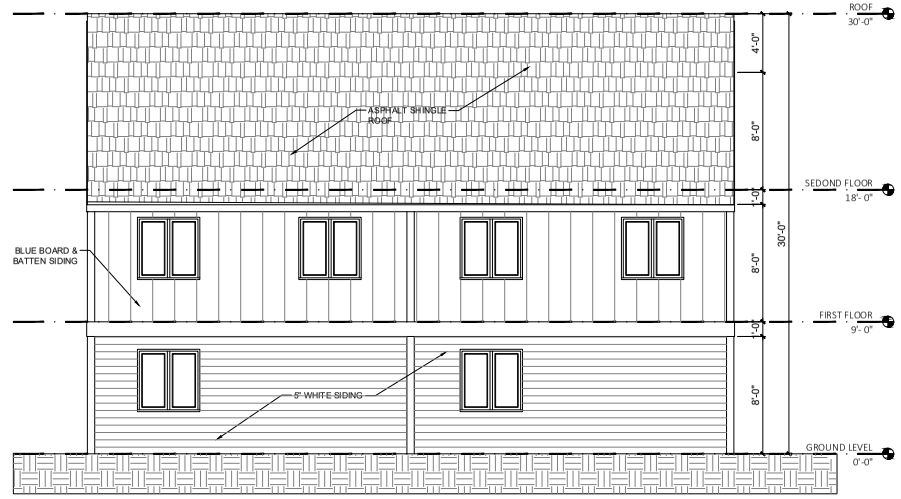

5 TYPE A - REAR ELEVATION
1/4" = 1'-0"

SHEET NUMBER
3

DATE: 10 MAR 2021
SCALE: AS INDICATED
DRAWN BY:

DUPLEX TYPE A
3RD FLOOR &
ELEVATIONS

88 DYER ST
ROCKLAND, MA

MF ENGINNERING & DESIGN INC.
142 FISHER STREET
WESTBOROUGH, MA 01581
EMAIL: CARLOS.MFERRA@MF-ENG.COM
PHONE: (508) 331-7201

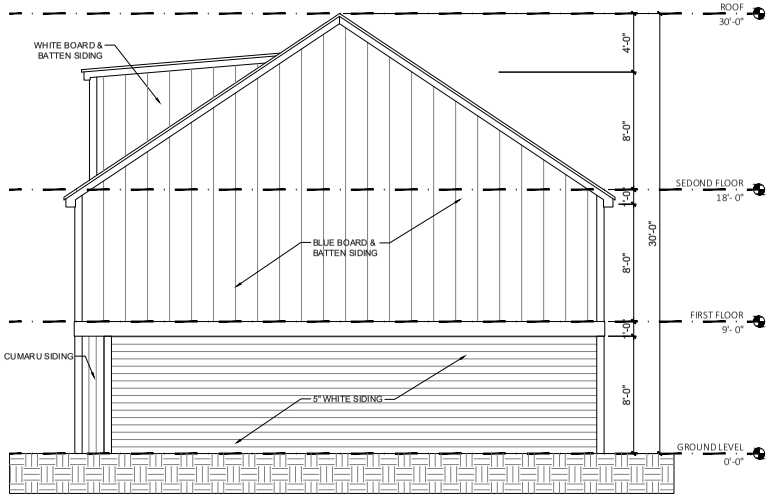

6 TYPE A - RIGHT SIDE ELEVATION
1/4" = 1'-0"

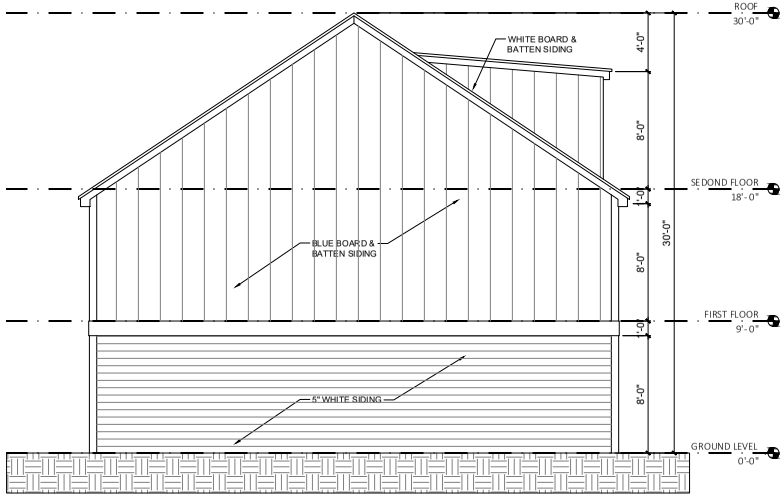

7 TYPE A - LEFT SIDE ELEVATION
1/4" = 1'-0"

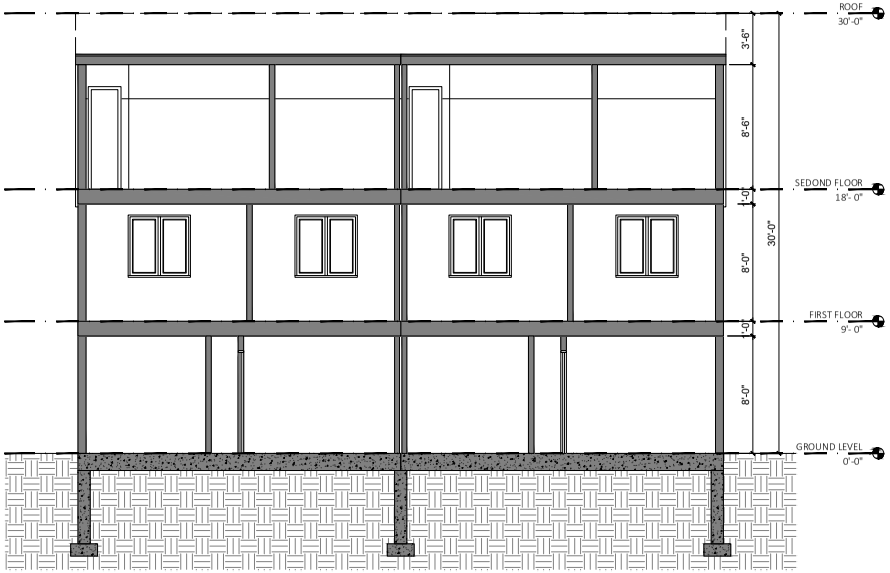

8 TYPE A - SECTION A
1/4" = 1'-0"

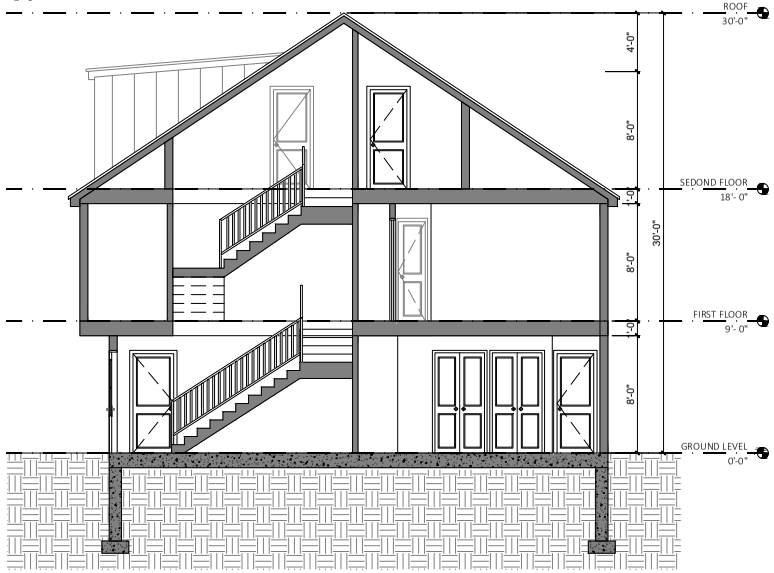

9 TYPE A - SECTION B
1/4" = 1'-0"

SHEET NUMBER
4

DATE: 10 MAR 2021

SCALE: AS INDICATED

DRAWN BY:

DUPLEX TYPE A ELEVATIONS & SECTIONS

88 DYER ST ROCKLAND, MA

MF ENGINNERING & DESIGN INC.
142 FISHER STREET
WESTBOROUGH, MA 01581
MAURICIO SEPULVEDA@MF-ENG.COM
PHONE: (508) 331-7201

MF ENGINNERING & DESIGN INC.
142 FISHER STREET
WESTBOROUGH, MA 01581
EMAIL: CARLOS.FERREIRA@MF-ENG.COM
PHONE: (508) 331-7261

88 DYER ST
ROCKLAND, MA

DUPLEX TYPE B
COVER PAGE

DATE: 10 MAR 2021
SCALE: AS INDICATED
DRAWN BY:

SHEET NUMBER
5

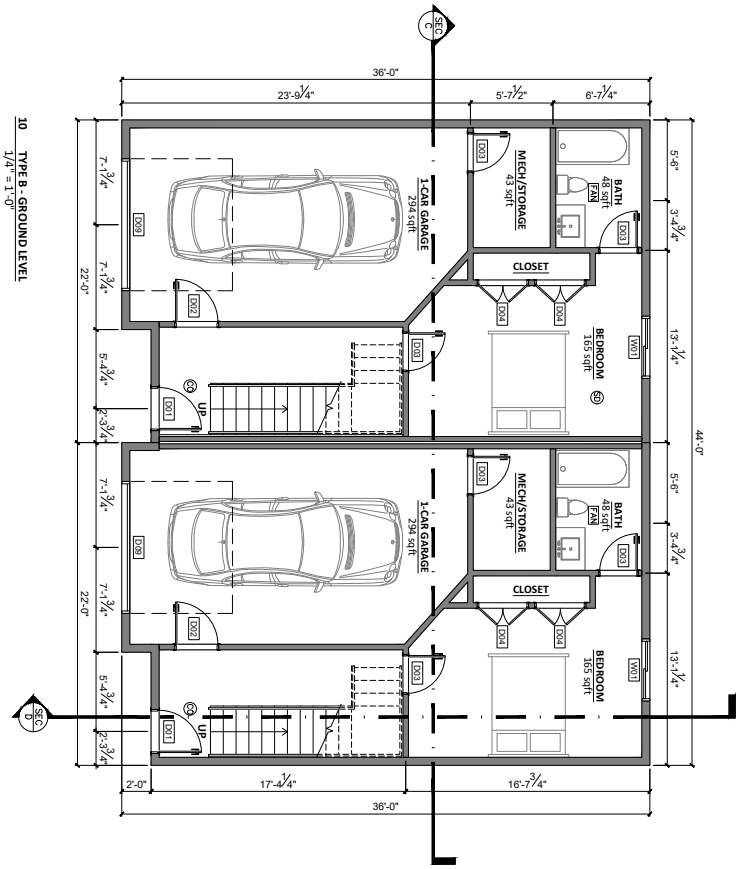

10 TYPE B - GROUND LEVEL
1/4" = 1'-0"

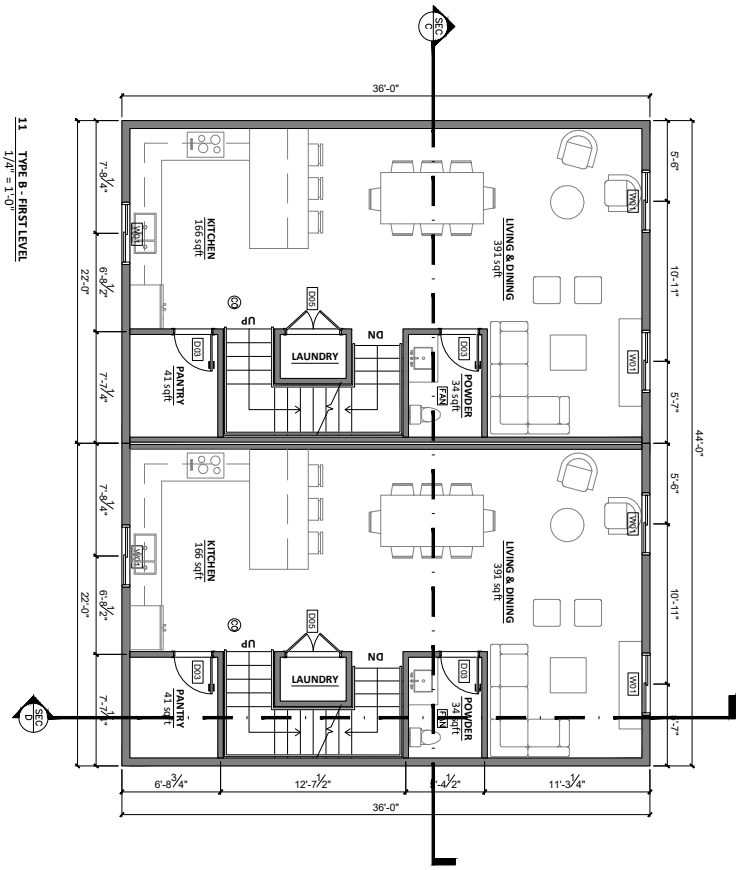

11 TYPE B - FIRST LEVEL
1/4" = 1'-0"

MF ENGINNERING & DESIGN INC.
142 FISHER STREET
WESTBOROUGH, MA 01581
EMAIL: CARLOS.FERREIRA@MF-ENG.COM
PHONE: (508) 331-7261

88 DYER ST
ROCKLAND, MA

DUPLEX TYPE B
1ST & 2ND FLOOR

DATE: 10 MAR 2021
SCALE: AS INDICATED
DRAWN BY:

SHEET NUMBER
6

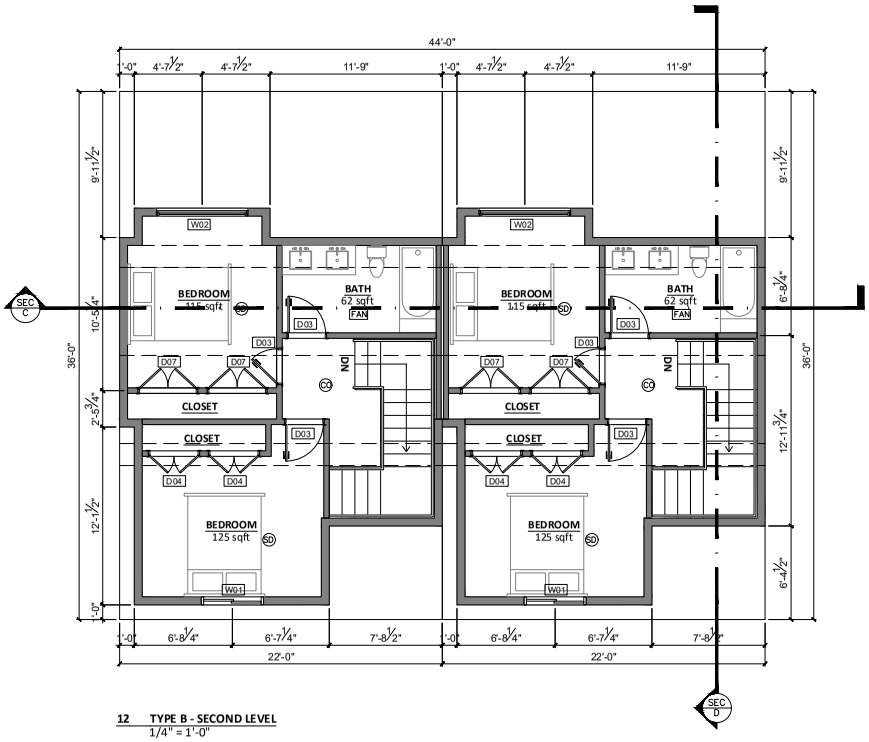

12 TYPE B - SECOND LEVEL
1/4" = 1'-0"

13 TYPE B - FRONT ELEVATION
1/4" = 1'-0"

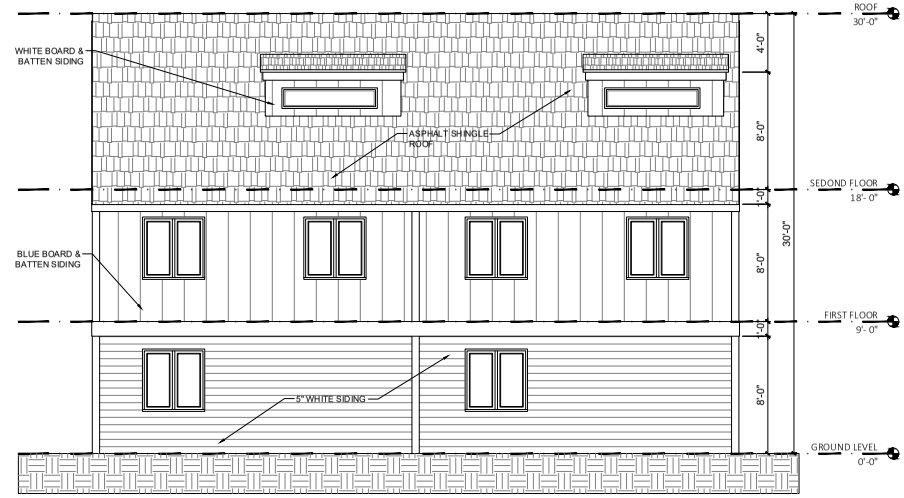

14 TYPE B - REAR ELEVATION
1/4" = 1'-0"

SHEET NUMBER
7

DATE: 10 MAR 2021
SCALE: AS INDICATED
DRAWN BY:

DUPLEX TYPE B
3RD FLOOR &
ELEVATIONS

88 DYER ST
ROCKLAND, MA

MF ENGINNERING & DESIGN INC.
142 FISHER STREET
WESTBOROUGH, MA 01581
EMAIL: CAROLS@STEPHENPA@MF-ENG.COM
PHONE: (508) 331-7201

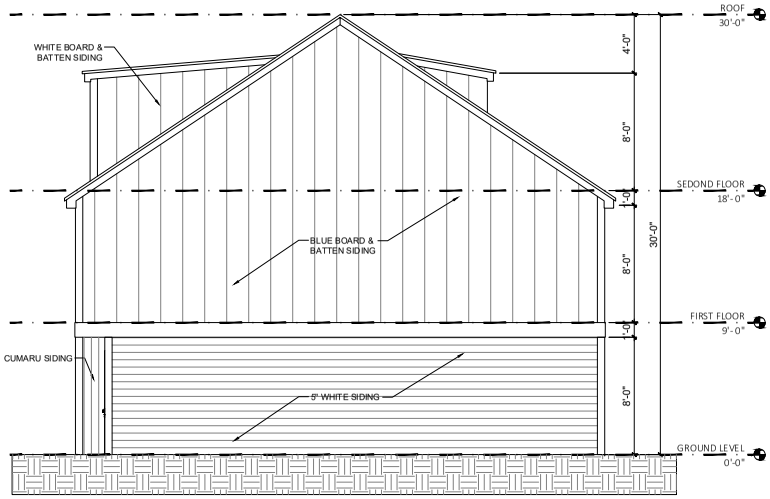

15 TYPE B - RIGHT SIDE ELEVATION
1/4" = 1'-0"

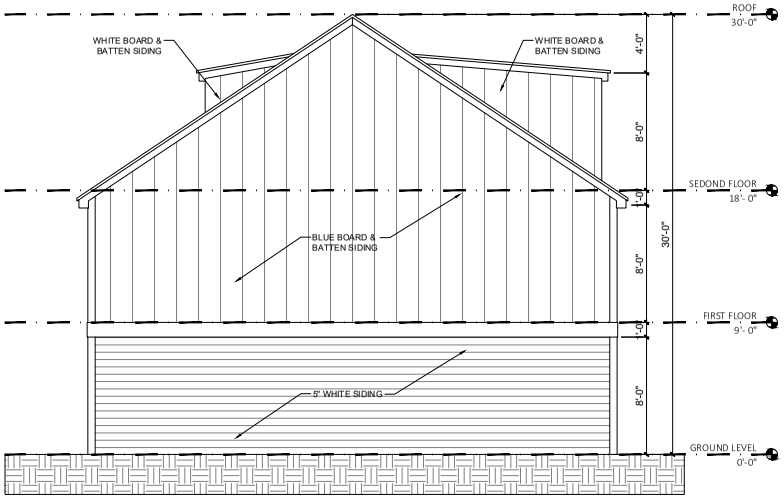

16 TYPE B - LEFT SIDE ELEVATION
1/4" = 1'-0"

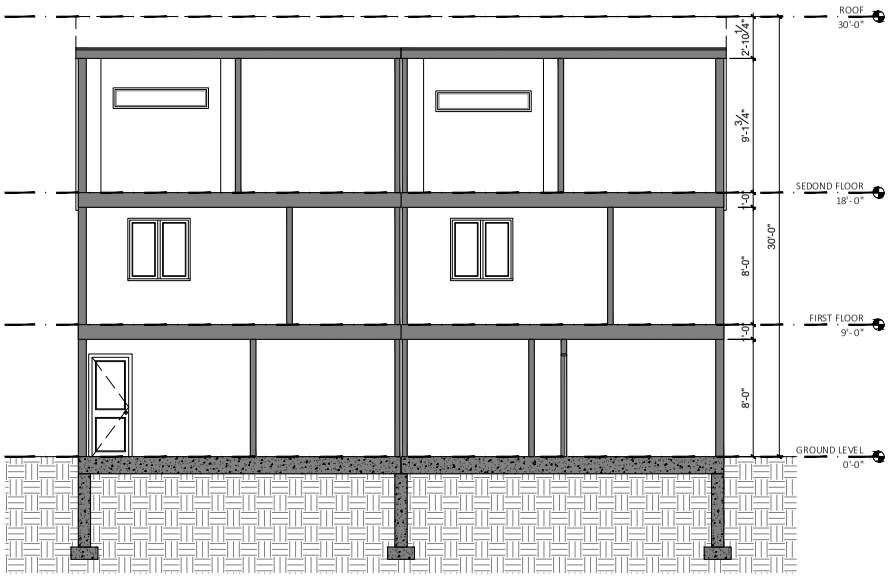

17 TYPE B - SECTION C
1/4" = 1'-0"

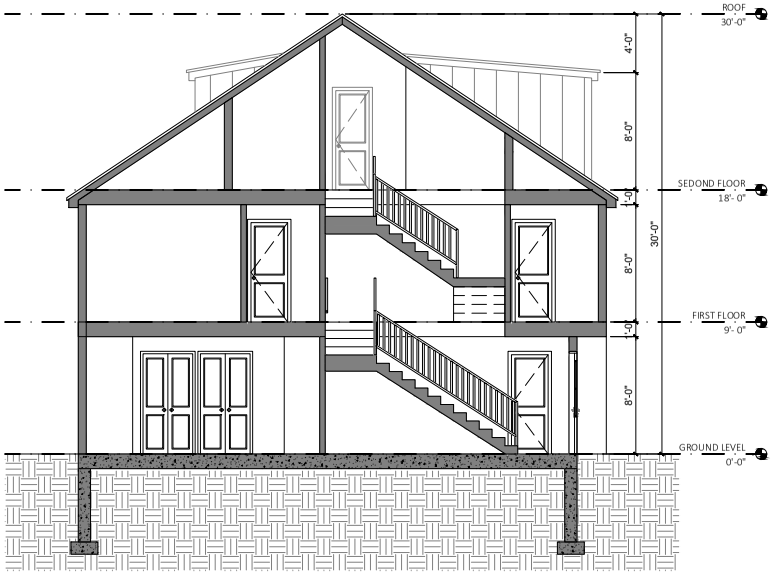

18 TYPE B - SECTION D
1/4" = 1'-0"

SHEET NUMBER
8

DATE: 10 MAR 2021
SCALE: AS INDICATED
DRAWN BY:

DUPLEX TYPE B
ELEVATIONS &
SECTIONS

88 DYER ST
ROCKLAND, MA

MF ENGINNERING & DESIGN INC.
142 FISHER STREET
WESTBOROUGH, MA 01581
MAURICIO FERREIRA, PE
EMAIL: MFERREIRA@MF-ENG.COM
PHONE: (508) 331-7281

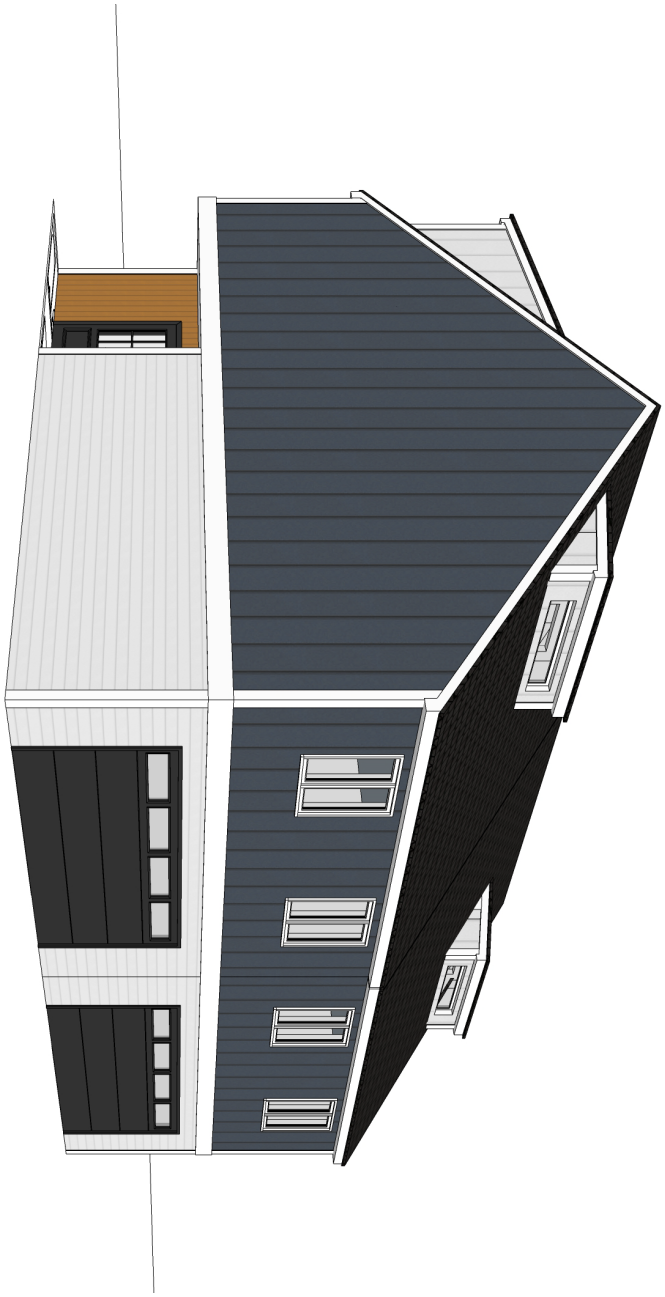

MF ENGINNERING & DESIGN INC.
142 FISHER STREET
WESTBOROUGH, MA 01581
EMAIL: CARLOS.FERREIRA@MF-ENG.COM
PHONE: (508) 331-7261

88 DYER ST
ROCKLAND, MA

DUPLEX TYPE C
COVER PAGE

DATE: 10 MAR 2021

SCALE: AS INDICATED

DRAWN BY:

SHEET NUMBER

9

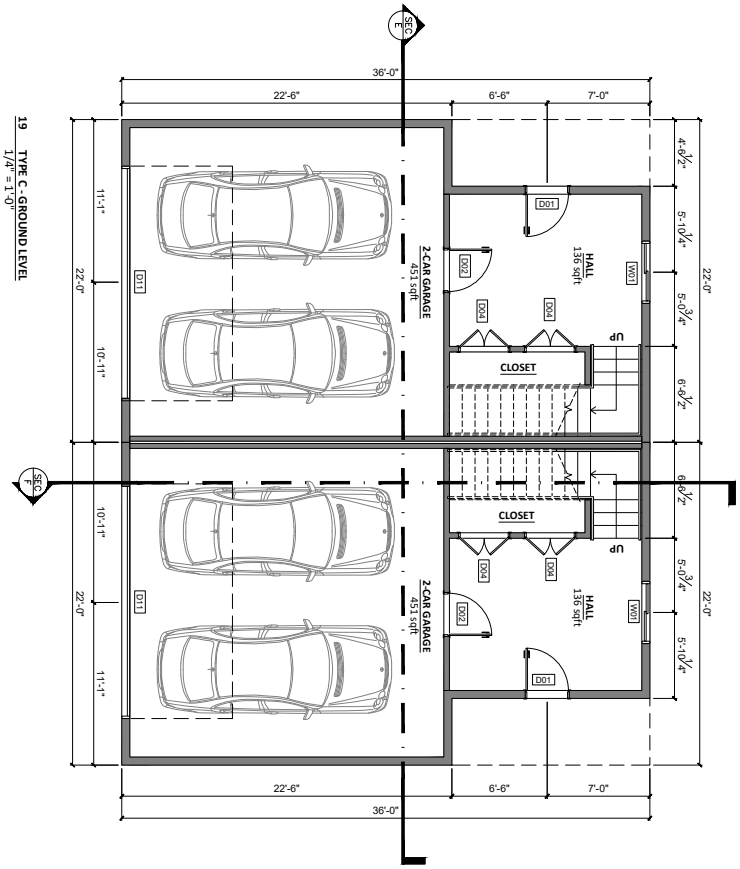

19 TYPE C - GROUND LEVEL
1/4" = 1'-0"

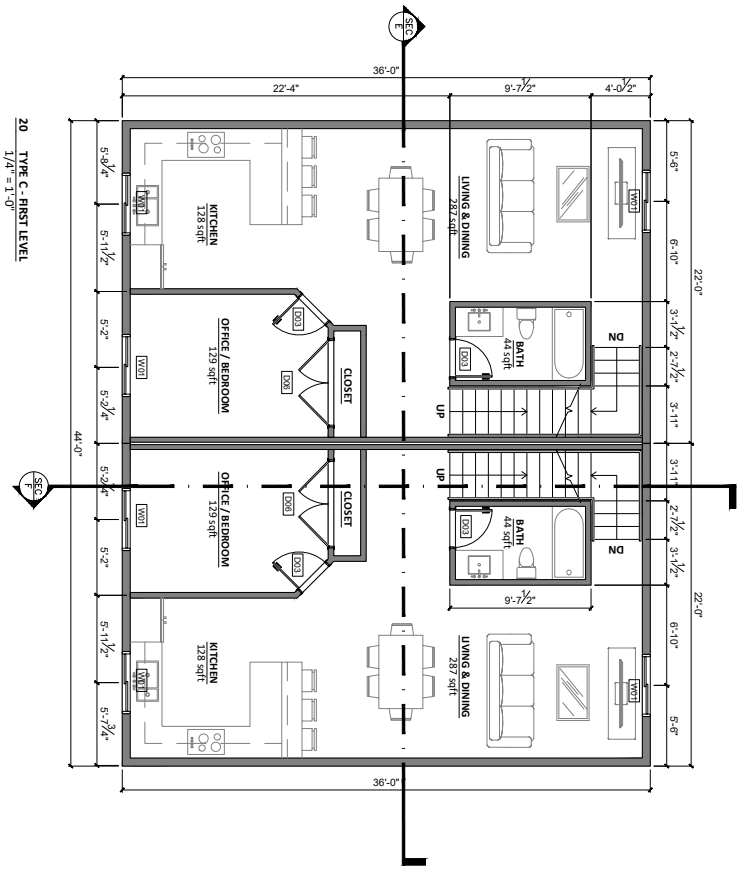

20 TYPE C - FIRST LEVEL
1/4" = 1'-0"

MF ENGINNERING & DESIGN INC. 142 FISHER STREET WESTBOROUGH, MA 01581 EMAIL: CARLOS.FERREIRA@MF-ENG.COM PHONE: (508) 331-7261	88 DYER ST ROCKLAND, MA	DUPLEX TYPE C 1ST & 2ND FLOOR	DATE: 10 MAR 2021 SCALE: AS INDICATED DRAWN BY:	SHEET NUMBER **10**

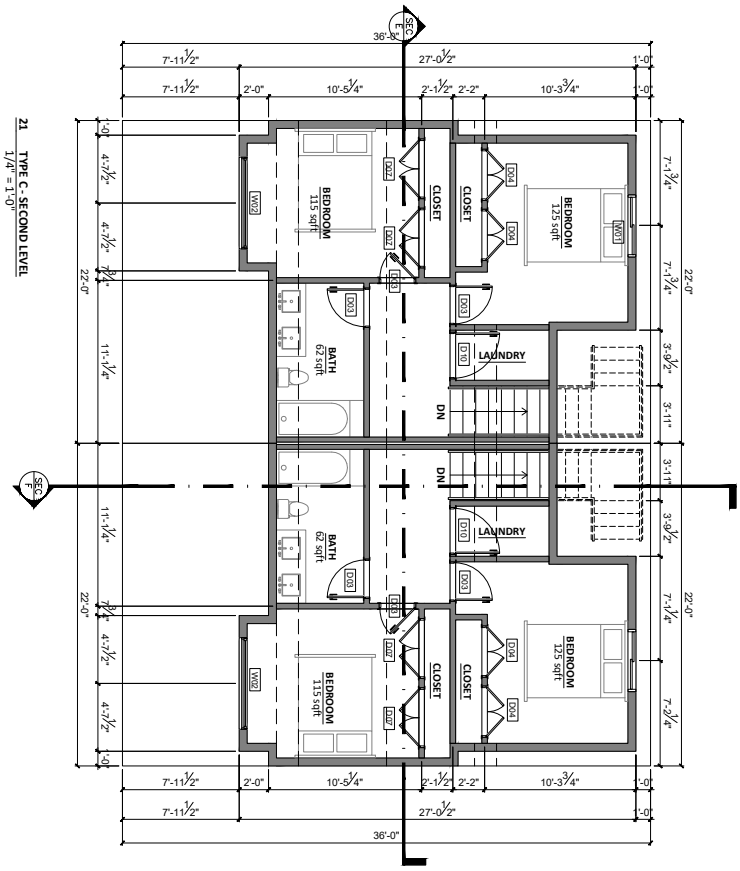

21 TYPE C - SECOND LEVEL
1/4" = 1'-0"

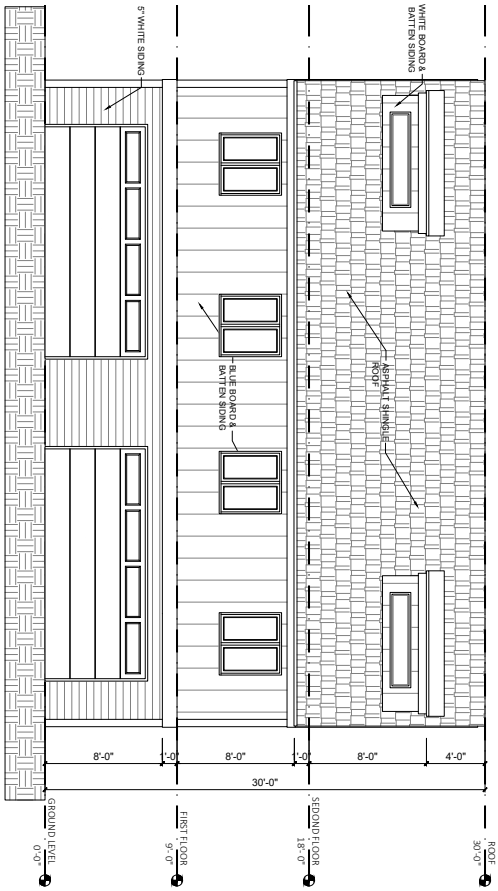

22 TYPE C - FRONT ELEVATION
1/4" = 1'-0"

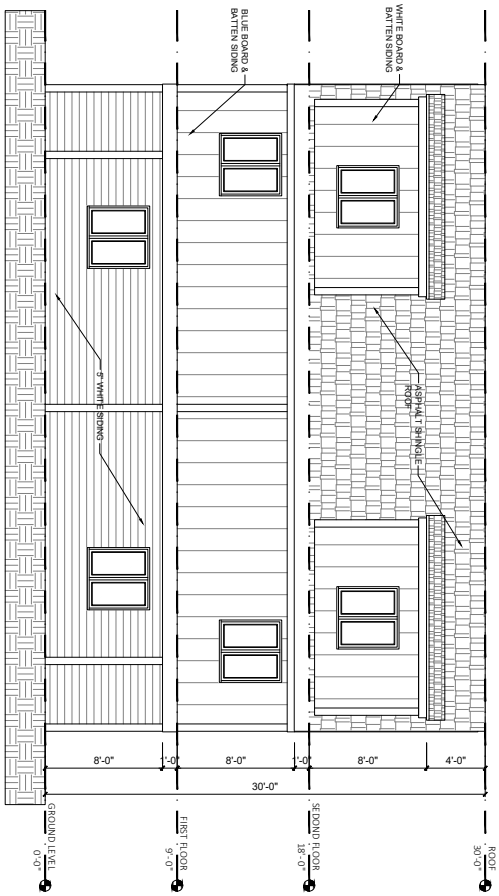

23 TYPE C - REAR LEVATION
1/4" = 1'-0"

MF ENGINNERING & DESIGN INC.
142 FISHER STREET
WESTBOROUGH, MA 01581
EMAIL: CARLOS.FERREIRA@MF-ENG.COM
PHONE: (508) 331-7261

88 DYER ST
ROCKLAND, MA

DUPLEX TYPE C
3RD FLOOR &
ELEVATIONS

DATE: 10 MAR 2021
SCALE: AS INDICATED
DRAWN BY:

SHEET NUMBER
11

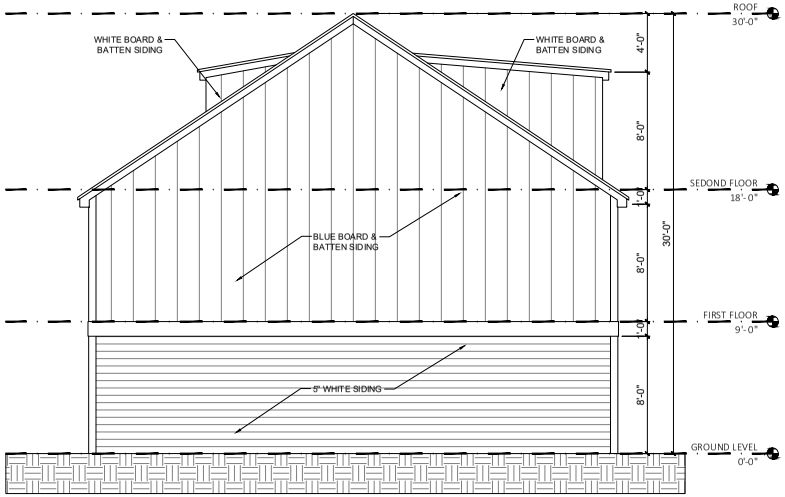

24 TYPE C - RIGHT SIDE ELEVATION
1/4" = 1'-0"

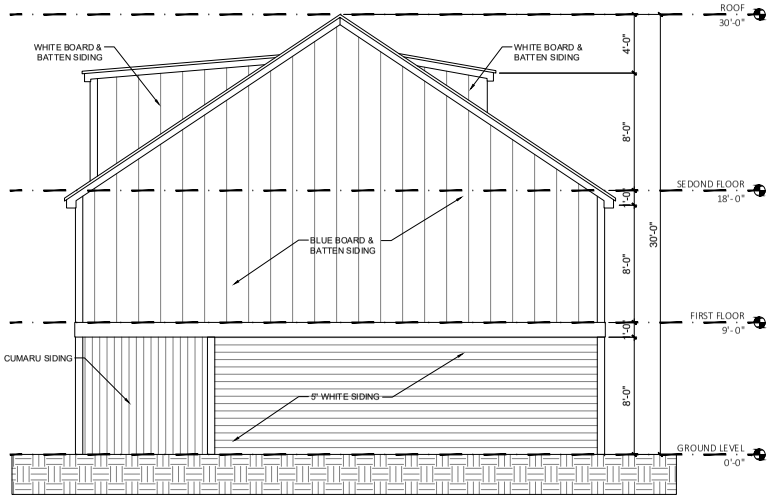

25 TYPE C - LEFT SIDE ELEVATION
1/4" = 1'-0"

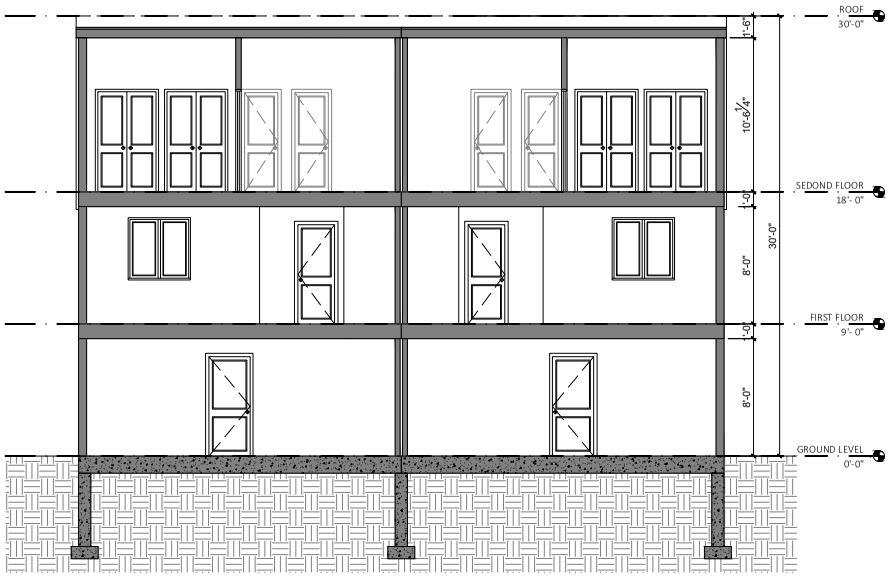

26 TYPE C - SECTION E
1/4" = 1'-0"

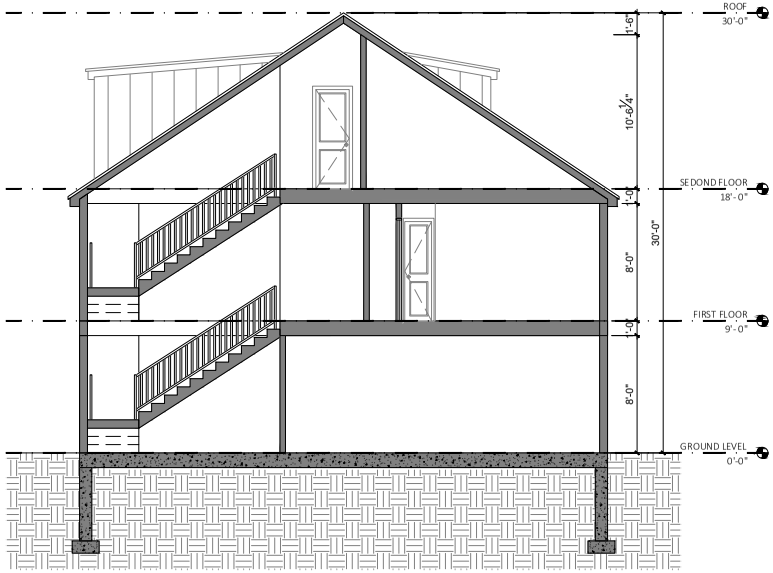

27 TYPE C - SECTION F
1/4" = 1'-0"

SHEET NUMBER
12

DATE: 10 MAR 2021
SCALE: AS INDICATED
DRAWN BY:

DUPLEX TYPE C
ELEVATIONS &
SECTIONS

88 DYER ST
ROCKLAND, MA

MF ENGINNERING & DESIGN INC.
142 FISHER STREET
WESTBOROUGH, MA 01581
MAIL: PO BOX 1505 WEST BOYLSTON
EMAIL: CMOSSFIELDPE@MF-ENG.COM
PHONE: (508) 331-7281

WINDOW SCHEDULE - TYPE A					
TAG	UNITS **	SIZE (L x H)	SILL HEIGHT	TYPE	PROVIDER
W01	5	4'-0" x 4'-0"	3'-0"	Sliding	UNITED Window & door

NOTE #1: Verify all sizes and rough openings prior to ordering windows.
**** Number of windows per type of unit.**

WINDOW SCHEDULE - TYPE B					
TAG	UNITS **	SIZE (L x H)	SILL HEIGHT	TYPE	PROVIDER
W01	5	4'-0" x 4'-0"	3'-0"	Sliding	UNITED Window & door
W02	1	1'-2" x 6'-3"	5'-4"	Hopper	UNITED Window & door

NOTE #1: Verify all sizes and rough openings prior to ordering windows.
**** Number of windows per type of unit.**

WINDOW SCHEDULE - TYPE C					
TAG	UNITS **	SIZE (L x H)	SILL HEIGHT	TYPE	PROVIDER
W01	5	4'-0" x 4'-0"	3'-0"	Sliding	UNITED Window & door
W02	1	1'-2" x 6'-3"	5'-4"	Hopper	UNITED Window & door

NOTE #1: Verify all sizes and rough openings prior to ordering windows.
**** Number of windows per type of unit.**

DOOR SCHEDULE - TYPE A					
TAG	UNITS **	SIZE (L x H)	TYPE	Description	PROVIDER
D01	1	3'-0" x 6'-8"	Entrance	Entrance door	Therma-Tru Doors
D02	1	2'-9" x 7'-0"	Interior	Panel door	Jeld-Wen
D03	8	2'-6" x 7'-0"	Interior	Panel door	Jeld-Wen
D04	2	3'-3" x 7'-0"	Interior	Double panel door	Jeld-Wen
D05	1	3'-7" x 7'-0"	Interior	Double panel door	Jeld-Wen
D06	1	6'-0" x 7'-0"	Interior	Double panel door	Jeld-Wen
D08	1	2'-0" x 7'-0"	Interior	Panel door	Jeld-Wen
D09	1	9'-0" x 7'-0"	Exterior	Garage door	Mortland Door Systems

NOTE: Verify all sizes and rough openings prior to ordering doors.
**** Number of windows per type of unit.**

DOOR SCHEDULE - TYPE B					
TAG	UNITS **	SIZE (L x H)	TYPE	Description	PROVIDER
D01	1	3'-0" x 6'-8"	Entrance	Entrance door	Therma-Tru Doors
D02	1	2'-9" x 7'-0"	Interior	Panel door	Jeld-Wen
D03	8	2'-6" x 7'-0"	Interior	Panel door	Jeld-Wen
D04	4	3'-3" x 7'-0"	Interior	Double panel door	Jeld-Wen
D05	1	3'-7" x 7'-0"	Interior	Double panel door	Jeld-Wen
D07	2	3'-10" x 7'-0"	Interior	Double panel door	Jeld-Wen
D09	1	9'-0" x 7'-0"	Exterior	Garage door	Mortland Door Systems

NOTE: Verify all sizes and rough openings prior to ordering doors.
**** Number of windows per type of unit.**

DOOR SCHEDULE - TYPE C					
TAG	UNITS **	SIZE (L x H)	TYPE	Description	PROVIDER
D01	1	3'-0" x 6'-8"	Entrance	Entrance door	Therma-Tru Doors
D02	1	2'-9" x 7'-0"	Interior	Panel door	Jeld-Wen
D03	8	2'-6" x 7'-0"	Interior	Panel door	Jeld-Wen
D04	4	3'-3" x 7'-0"	Interior	Double panel door	Jeld-Wen
D06	1	5'-9" x 7'-0"	Interior	Double panel door	Jeld-Wen
D07	2	3'-10" x 7'-0"	Interior	Double panel door	Jeld-Wen
D10	1	3'-0" x 7'-0"	Interior	Panel door	Jeld-Wen
D11	1	16'-0" x 7'-0"	Exterior	Garage door	Mortland Door Systems

NOTE: Verify all sizes and rough openings prior to ordering doors.
**** Number of windows per type of unit.**

LEGEND:

- SD Smoke detector
- CO Carbon monoxide detector
- FAN Fan to be vented diretcly outside

GENERAL NOTES

1. All exterior walls are 6½"
2. All interior walls are 4½"
3. Foundation walls are 10"
4. Dimensions to the outside (perimeter) walls are to face of studs or exterior face of the foundation wall

SHEET NUMBER **13**

SCALE: AS INDICATED

DRAWN BY:

NOTES & SCHEDULES

MF ENGINNERING & DESIGN INC.
142 FISHER STREET
WESTBOROUGH, MA 01581
PAUL CARLOS PEREIRA
PHONE: (508) 331-7201
PAUL@MF-ENG.COM